

Series 1510 Centrifugal Pumps



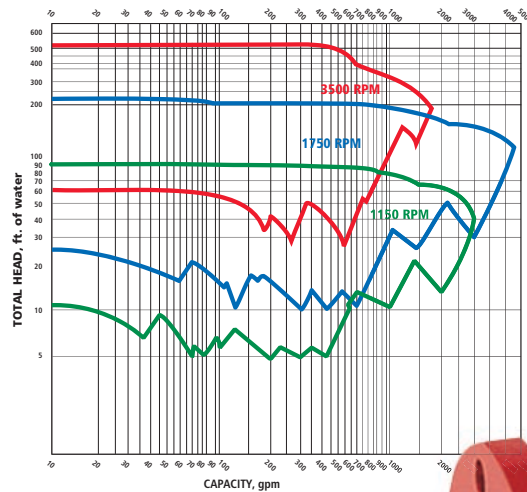
The industry standard in end suction pump design.

B-206F

 **Bell & Gossett**
a xylem brand

Series 1510 End Suction Pumps define true pull-out capability.

Bell & Gossett Series 1510 pump is like no other pump available today. It was designed with specific features to extend pump life, provide optimum hydraulic performance, and reduce maintenance time and costs - all while providing a true back pull-out capability.



True back pull-out design

End section pump suppliers have used the term "back pull-out" for years. Truly defined, the statement should indicate ease of service and disassembly of the pump for service. Specifically, the bearing frame and impeller should be able to be removed for service without disturbing the pump volute or motor assembly. This capability substantially reduces pump downtime and decreases maintenance costs. Bell & Gossett's Series 1510 fully meets these parameters.

Center drop-out spacer coupling

Unlike conventional jaw type or rigid style couplings, a center drop-out spacer coupling allows removal of the bearing frame and rotating element without disturbing the pump end pipe alignment or motor electrical connections.



Heavy-duty base plate assembly

The Series 1510 base plate provides a heavy-duty saddle assembly, full seam welds, closed ends and an open top to provide ease of access for proper equipment grouting. Meets Hydraulic Institute Standards ANSI/HI 9.6.4-2009 (Figure 9.6.4.2.3.1) for recommended acceptable unfiltered field vibration limits.

Patented i-ALERT™ condition monitor option

Continuously measures vibration and temperature at the outboard bearing and automatically indicates when pre-set levels of vibration and temperature have been exceeded, so that changes can be made before failure occurs. A visual indication of pump health makes walk-around inspections more efficient and accurate. This onboard pump intelligence helps minimize life-cycle costs while maximizing performance.


ANSI/OSHA-compliant coupling guard

The coupling guard complies with ANSI B15.1 and OSHA 1910.219. The guard offers increased protection against potential injuries. The guards include slotted viewing windows for easy inspections.



Foot-mounted volute

An integrally cast volute foot ensures that the alignment between the volute and motor assembly is maintained. Without this type of support, the piping weight alone can cause distortion leading to premature bearing, shaft and seal failure. In hot water applications, the solid foundation of the Series 1510 eliminates the deflections, which would otherwise exist within an unsupported overhung volute during normal thermal expansion of the system piping against the volute.



Self-flushing mechanical seal

Bell & Gossett was the first to introduce self-flushing mechanical seals to the HVAC industry. This standard feature ensures maximum seal face lubrication, heat dissipation and debris removal without vulnerable external flush tubing. The internal flushing action passes two and a half to three times the liquid over the seal faces compared to common externally flushed stuffing box configurations.

Balance standards

Impellers are balanced to Hydraulic Institute Standards ANSI/HI 9.6.4-2009. The allowable residual unbalance in the impeller rotating assembly conforms to ANSI grade G6.3 (Ref. ISO 1940).

ESP-Design PLUS system selection software.

With Xylem's easy-to-navigate web site and proprietary software allows you to quickly produce accurate, comprehensive specs, schematics and drawings that meet the needs of your building project, cutting the approval process time in half and protecting your job deadlines. The program includes automatic calculations of payback and operating costs, equipment schedules, submittals and more.


Trust the name that set the standard in the industry.

By choosing Xylem as your single-source provider for all your pumps and pumping system needs, you'll have the tools and resources you need to select the most efficient, high-performing system for your project. With more than 90 years of pump, HVAC and plumbing systems experience, Bell & Gossett delivers the knowledge you need to design a complete system that fits your application. And because we're part of Xylem, the largest pump manufacturer in the world, you can feel confident you'll get tough, high performing products you can depend on.

Your local Bell & Gossett Representative is an experienced professional with a wealth of technical expertise. Because they know systems from design to operation, they can give you the advice and support you need to successfully install, operate and maintain your systems.

Unparalleled training and product support.

The famous Bell & Gossett Little Red Schoolhouse[®] opened in 1954 as a dedicated facility for training. Over the past 60 years we have trained more than 60,000 engineers, contractors and installers in the proper design, installation and maintenance of HVAC systems. Our fully equipped learning center is the only facility of its kind, and Bell & Gossett is proud to set the standard for professional education and HVAC and pump system innovation.



xylem
Let's Solve Water

Xylem Inc.
8200 N. Austin Avenue
Morton Grove, Illinois 60053
Phone: (847) 966-3700
Fax: (847) 965-8379
www.bellgossett.com

Bell & Gossett is a trademark of Xylem Inc. or one of its subsidiaries.
© 2014 Xylem Inc. B-206F May 2014